

Standard 'Bolt-On' Retrofit Safe Lock Option

Product Overview

The 700-Series Safe Lock is an evolution on the 600-Series Safe Lock, in that it incorporates a key-stem centre-line and bolt-head design that makes it retrofit to the standard (3) wheel combination lock footprint.

Product Benefits

- The smaller keyway section design provides a global interchangeable platform with dial and digital locking systems.
- The lever housing is securely anchored between the lock-case and lock-cap and provides resistance against a jemmy attack and prevents a lever pack collapse associated with bolt-head pressure.
- The vertical side-wall of the lever housing shrouds the lever pack and provides intrusion protection against modern burglary tools endeavouring to read the gates.
- The cruciform design of the side-wall of the lever housing also serves as a bolt-runner and protects the gating-stump from attack
- The bolt-head is steeped down at the rear to prevent forceful extraction from its case.
- The centralised bolt-tail makes picking more difficult, and the levers situated behind the bolt-tail are protected against a gate-drilling technique to align the gates.
- There is no pivoting lever stump to drill-out and small consistent lever belly profiles prevents impressing and key markings.
- A Key-Code tag is always supplied with the lock to aid the registration/reorder process.

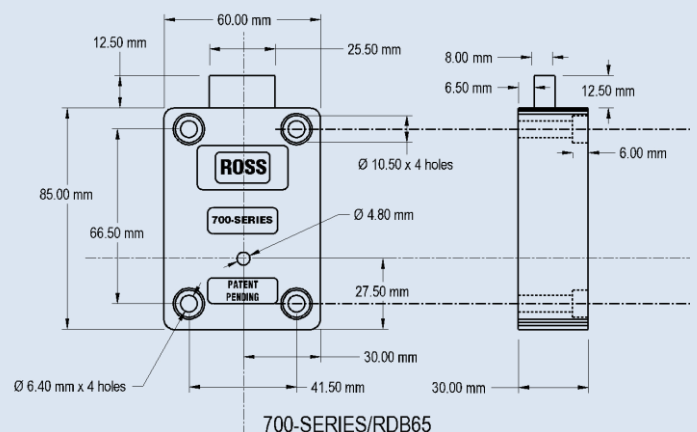


700-SERIES/RDB65 Retrofit Safe Lock

Technical Specifications

- (9) pick resistant levers.
- (1,900,000) possible keycode combinations.
- (2) double-bitted brass keys are provided.
- (7) keylengths are available.
- Keylengths are measured by the distance between the bitt-and-bow of the key.
- Keylengths start from 35mm (RDB35) key through to the 180mm (RDB180) key.
- A keycode is read from the tip of the key to the ROSS embossed keybow.

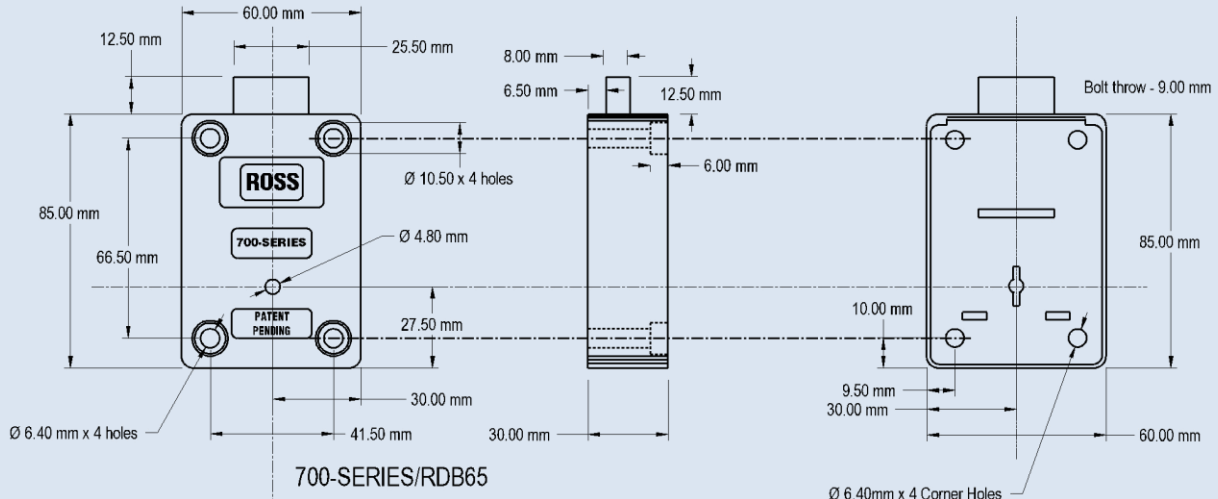
Bolt-On Fixing



DIMENSIONAL DRAWING

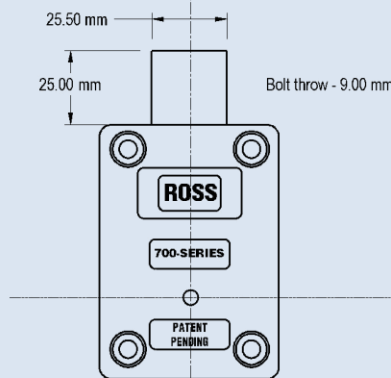
Standard 'Bolt-On' Retrofit Handing Options

Bolt-On Options

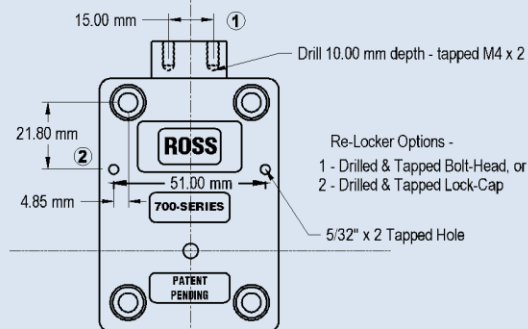


700-SERIES/RDB65

Cap Screws are not supplied - M6 x 30 mm or 1/4" x 1 1/4" BSW are required



700-SERIES/RDB65/EXTENDED BOLT



RE-LOCKER OPTIONS

700-SERIES identifies this lock version comes with a standard-bolt and (2) double-bitted keys.

700-SERIES-E identifies this lock version comes with an extended-bolt and (2) double-bitted keys.

PRODUCT CODING STRUCTURE

Supplementary Safe Lock Options

Additional lock options include –

- A 700-Series Anti-Drill Plate is hardened to 58Rc to a depth of 2.5mm.
- The (standard) 700-Series Safe Lock comes complete with a Key-Stop. This can on request be removed from the lock. The keystop is provided to ensure the key can only be removed from the lock once the bolt has been thrown to the locked position.
- Key ID Stamping options add support to the recognition and reorder process.
- When a greater jemmy resistant solution is required, an extended-bolt (+13mm) can replace the standard-bolt. The bolt, when seated in a supplementary locking bracket takes the full force of a jemmy attack.
- Re-Locker options are available on request – Option (1) provides for a drilled and tapped bolt-head adaption.
Option (2) provides for a drilled and tapped lock-case adaption.

Key Surcharge Options –


- (2) keys are always included in the price of any keyed-to-differ 700-Series safe lock.
- RDB65 keys (65mm between-bitt-bow) of the key is the default keylength supplied.
- RDB35 and RDB65 keys are included in the price of all 700-Series Safe locks.
- RDB35, RDB65 and RDB130 keys come with the standard 3/16" shaft.
- For added strength, the longer keylength set of RDB85, RDB110, RDB150 and RDB180 keys are supplied with ¼" shafts.
- RDB130, RDB85, RDB110, RDB150 and RDB180 all attract a per key surcharge.

Masterkeying Options –

- A keyed-to-differ lock set can also be masterkeyed. A masterkeying surcharge applies to each lock in the masterkey lock set and a masterkey surcharge also applies.

Component Purchase Options –

- 700-Series Lock Case and Lock Cap.
- 700-Series Dead-Bolt (Standard/Extended).
- 700-Series Lever Housing.
- 700-Series Bolt Cam, Locator and Cam Plate.
- 700-Series Lever Packs in packs of (10) :
#1, #2, #3, #4 & #5.
- 700-Series Key & Lever Kit.
The kit includes a brass key gauge and laminated lever chart.

**Keyed-Alike Options –**

- (2) only keys are provided in the price for any keyed-alike lock set requested.
- Additional keys to a keyed-alike lock set will need to be purchased separately.
- A keyed-alike set can be made up of (1) or a number of different handings.
- The add-on lock options apply to all or any locks within the keyed-alike lock set request.

Keyed-Alike lock set request examples–

- (1) x 700-SERIES/KA2 is (2) locks keyed to the same key-code (PAIR).
- (1) x 700-SERIES/KA3 is (3) locks keyed to the same key-code (TRIPLE).
- (1) x 700-SERIES/KAn is (n) locks keyed to the same key-code.

Installation Options –

- A sintered (Double-Bitted) Keyhole Insert can be purchased. Simply drill a 19mm hole through the steel plate door, countersink the inside surface to allow for a strengthened weld point and then dress-off and fit the lock.
- A diecast Keyhole Escutcheon can also be purchased. This offers a convenient solution to hiding the keyhole on the door