


LOCK-IT-WELL

“Auto Series”

Automatic Doors



Designed for control of Automatic doors on commercial buildings but can be used on other applications. The “A” series uses a unique removable cylinder enabling convenient master keying and re-keying. The lock cylinder also serves to lock in place a metal cover protecting the mounting screws from removal.

Key removable in:	Key removable in:	Key removable in:	Key removable in:
OFF & ON positions	1 position	Centre position only	OPEN, AUTO, EXIT, LOCK
	(Spring return)	(Spring to centre)	
A depth = 30mm	A depth = 36mm	A depth = 30mm	A depth = 38mm
Available off the shelf codes for Lockwood 6 pin inline (supplied less 6 pin 570 plug)			
LIW CODE: AL525003	LIW CODE: AL515004	LIW CODE: AL515007	LIW CODE: AL545021
ORDER CODE: EZYAC1	ORDER CODE: EZYAC2	ORDER CODE: EZYAC3	ORDER CODE: EZYAC5
Also available off the shelf are: Abloy & Bi-Lock			

Warning :- All mains and high voltage equipment must only be connected by a licensed electrician.
Earth connections must be connected where provided.
All dimensions and specifications are indicative only and may change without notification.

How To Order



The Example shown is for a Auto Series
Lockwood 6-pin inline mullion mount,
with key removal in 4 positions
Multi-Voltage switch.

AL545021

Digit 1
"A = Auto
Series"

Digit 3
Mounting Type
"5 = Mullion"

Digit 5
Electrical Rating
"5 = 10Amp Multi-Volt"

Digit 2 "Lock Type"

A Astra
B Bilock
D Abloy(Protac & Disklock)
E Efco
G Kaba Modular
H Kaba Gege
K Kaba Quattro
(6-Pin Inline)
(Old Size Core)
L Lockwood
(6-Pin Inline)
P Binary Plus
S Schlage
T Lockwood Twin
V Lockwood V7
W Evva
Z Bilock Galaxy
O Other

Digit 4 "Key Removal"

1 Position
2 Position
3 Position
4 Position
5 Position



Spare Part
"A Series"
Cylinder Cam
LIW Code "PA05"

Digit 6,7&8

"Switch Circuits"

Note: Refer to full switch circuits for other switch configurations

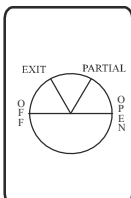
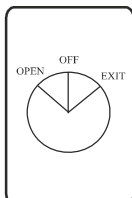
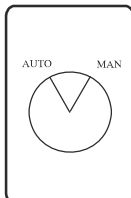
Key
■ = Contact
○ = Terminal
← = Spring Ret
| = Link

Spring Return	Two Position	Three Position	Five Position
004 BWN (SK2) OFF/ON 1 N/O 1 N/C SPRING RETURN	003 BWN (SK1) OFF/ON 1 N/O 1 N/C CHANGE OVER	005 ON/OFF/ON DOUBLE-THROW CENTRE-OFF Isolated contacts	290 BESAM AUTO DOOR - 5 POSITION
008 OFF/ON 2 Pole SPRING RETURN	001 OFF/ON 2 pole	006 ON/OFF/ON DOUBLE-THROW WITH CENTER OFF	**Note** This page only contains a selected range of standard circuits. Almost any other circuit can be produced on request
007 ON/OFF/ON SPRING RETURN TO CENTRE	033 OFF/ON 1 N/O 1 N/C CHANGE OVER WITH COMMON	011 3 POSITION MULTI-STEP	999 you specify
Four Position			
021 1 = White 2 = Yellow 3 = Red 4 = Black 5 = Green 6 = Blue 7 = Blue BWN (SK4) 4 POSITION MULTI-STEP	041 1 = Yellow 2 = Black 3 = Red 4 = Green 5 = White 6 = Blue 7 = Blue 8 = Blue BWN 88 SERIES - LOCK	279 KONE ELEVATORS	
046 1 = Black 2 = Red 3 = White 4 = Yellow 5 = Blue 6 = Blue 7 = Green EDINGTON AUTO DOORS	047 Key Removable all positions 048 Key Captive in Auto and Hold EFKO AUTO DOOR	040 1 - 4 on unit 2 - 2 on unit 4 - 1 on unit 6 - 7 on unit 7 - 10 on unit 8 - 11 on unit 88 SERIES STD - FRB ADS master matic	
162 1 = 2 = 3 = White 4 = Red 5 = Black 6 = Blue "LOCK" HORIZON / RPN DOORS	163 1 = Blue 2 = White 3 = Green 4 = Orange 5 = 6 = Black "Standard" HORIZON / RPN doors	237 1 = Yellow 2 = White 3 = Black 4 = 5 = Green 6 = 8 = Red 7 = 7 = "HD3000" HORIZON doors	
319 2 Stage KABA SWING DOOR	269 1 Stage (IR) DOR-O-MATIC "D" SERIES	280 2 Stage VBH - GEZE	

Engraving

"Laser Etching"

Some switch types have common engraving. If you have special requirements Please show them in the following way at time of order.



Note: Charges may apply

Optional Extras



5mm Spacer
LIW Order Code "PC09"



Stainless Steel Mount
LIW Order Code "PZ11"